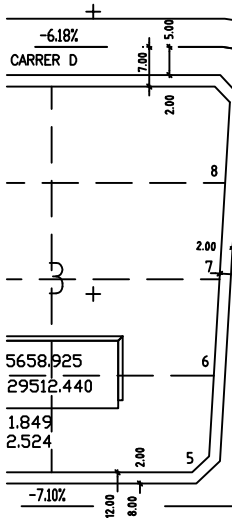


425658.925  
4629593.745  
696.744  
696.596

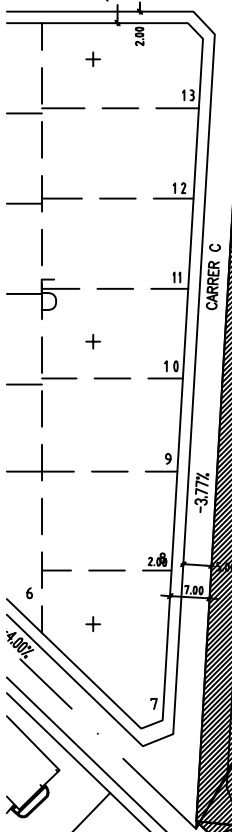
X= 425731.715  
Y= 4629592.384  
T= 692.006  
R= 692.089



5658.925  
29512.440  
1.849  
2.524

X= 425726.983  
Y= 4629512.440  
T= 703.397  
R= 699.519

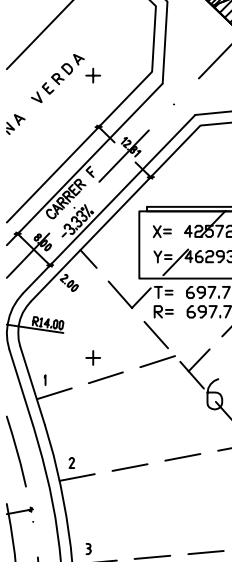
Tram carrer C  
superfície 1.439,39m<sup>2</sup>



X= 425718.183  
Y= 4629363.777  
T= 698.099  
R= 698.134

X= 425718.260  
Y= 4629365.091  
T= 698.099  
R= 698.134

Tram carrer B  
superfície 594,42m<sup>2</sup>



X= 425726.289  
Y= 4629357.349  
T= 697.706  
R= 697.716